


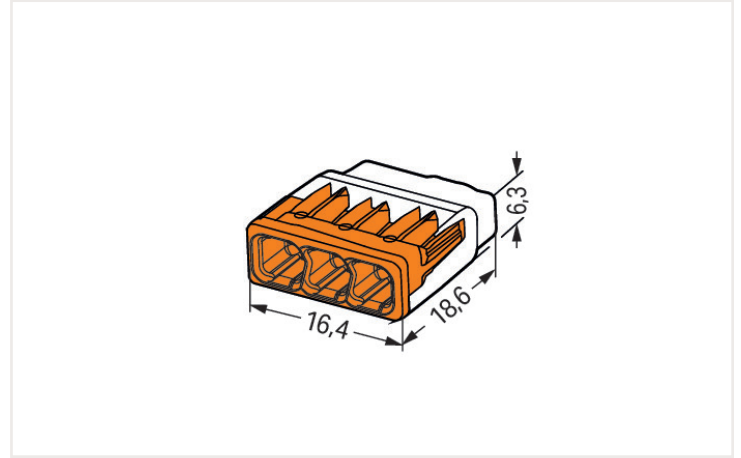
## Data sheet | Item number: 2773-403

COMPACT splicing connector; for solid and stranded conductors; max. 4 mm<sup>2</sup>; 3-conductor; transparent housing; orange cover; Surrounding air temperature: max 85°C (T85); 4,00 mm<sup>2</sup>; transparent

<https://www.wago.com/2773-403>



Color:  transparent



Dimensions in mm

### Advantages:

- Convenient wiring via extremely compact design
- Push-in termination of up to eight solid and stranded conductors
- Conductor range: 0.75 ... 4 mm<sup>2</sup> "s" and 1.5 ... 4 mm<sup>2</sup> "st"
- Any combination of conductor sizes is possible
- PUSH WIRE® connection terminates solid ("s+str") copper conductors

### Electrical data

#### Ratings per IEC/EN

Ratings per	IEC/EN 60998
Nominal voltage (II/2)	450 V
Rated surge voltage (II/2)	4 kV
Rated current	32 A
Legend (ratings)	(II / 2) $\triangleq$ Overvoltage category II / Pollution degree 2

#### Ratings per UL

Approvals per	UL 486C
Rated voltage (UL)	600 V
Rated current UL	20 A

### Connection data

Total number of connection points	3
Total number of potentials	1

#### Connection 1

Connection technology	PUSH WIRE®
Actuation type	Push-in
Connectable conductor materials	Copper
Solid conductor	0.75 ... 4 mm <sup>2</sup> / 20 ... 12 AWG
Stranded conductor	1.5 ... 4 mm <sup>2</sup> / 18 ... 12 AWG
Conductor diameter	1.6 ... 2 mm / 20 ... 12 AWG
Strip length	13 mm / 0.51 inch
Wiring direction	Side-entry wiring

### Physical data

Width	16.4 mm / 0.646 inch
Height	6.3 mm / 0.248 inch
Depth	18.6 mm / 0.732 inch

### Material data

Note (material data)	<a href="#">Information on material data can be found here</a>
Color	transparent
Cover color	orange
Flammability class per UL94	V2
Fire load	0.007 MJ
Weight	1.6 g

### Environmental requirements

Ambient temperature (operation)	+85 °C
Continuous operating temperature	-40 ... +105 °C
Temperature marking per EN 60998	T85

### Commercial data

PU (SPU)	1000 (100) Stück
Packaging type	Box
Country of origin VKOrg Germany	DE
GTIN	4055143927550
Customs tariff number VKOrg Germany	85369010000

### Approvals and certificates

#### Country specific Approvals



Approval	Standard	Certificate name
CB DEKRA Certification B.V.	IEC 60998	NL-49187
KEMA/KEUR DEKRA Certification B.V.	EN 60669	71-101844

#### UL-Approvals



Approval	Standard	Certificate name
UL_Listed_667F Underwriters Laboratories Inc.	UL 486C	E69654
UL Underwriters Laboratories Inc.	UL 467	20180215-E201573

## Downloads

### Environmental Product Compliance

#### Compliance Search

Environmental Product  
Compliance 2773-403



## Documentation

### Additional Information

Technical Section

pdf  
2142.18 KB



## CAD/CAE-Data

### CAD data

2D/3D Models  
2773-403



## 1 Compatible products

### 1.1 Optional accessories

#### 1.1.1 Mounting adapter

##### 1.1.1.1 Mounting accessories





**Item no.: 2773-500**

Mounting carrier; for single- and double-  
row con.; 2773 Series; for DIN-35 rail  
mounting/screw mounting; orange

## Installation notes

### Conductor termination




Strip solid or stranded conductor to 13 mm (0.51 inch).

The transparent housing shows if conductors are fully inserted; within the colored base, a clear port shows if the conductor's strip length is correct. Conductors are correctly stripped if the clear port shows no bare conductor on the unprinted connector side. Picture shows center conductor with exceeded strip length.

Termination: Insert the stripped conductor until it hits the backstop.

Removal: Hold solid conductor to be removed and twist alternately left and right while pulling the connector.



Solid conductors are inserted into the connector by simply pushing them in.


Stranded conductors are inserted into the connector by simply pushing them in.

### Testing



Testing via test port opposite to conductor entry.

### Application



Thanks to their flat and compact design, these connectors are ideal for wiring in flush-mount switch boxes.



With six variants, always have the right connector.